

Foster Carer Snapshot Report March 2021

Trends from 2011- 2021



www.fcav.org.au



03 9416 4292



@fostercarevictoria



@vicfostercare



@fostercarevic

Introduction

The Foster Care Association of Victoria conducts an annual review of the state of foster care in Victoria. Community Service Organisations (CSOs) including Aboriginal Community Controlled Organisations (ACCOs) provide the data based on the carer households affiliated with each of its offices.

Typically data is collected within a two week timeframe in March.

Our March 2021 Carer Snapshot data shows a decrease of 60 active carer households since March 2020 (Table 1). This is directly related to the increase in Non - Active Carers that increased by 183 from the previous year.

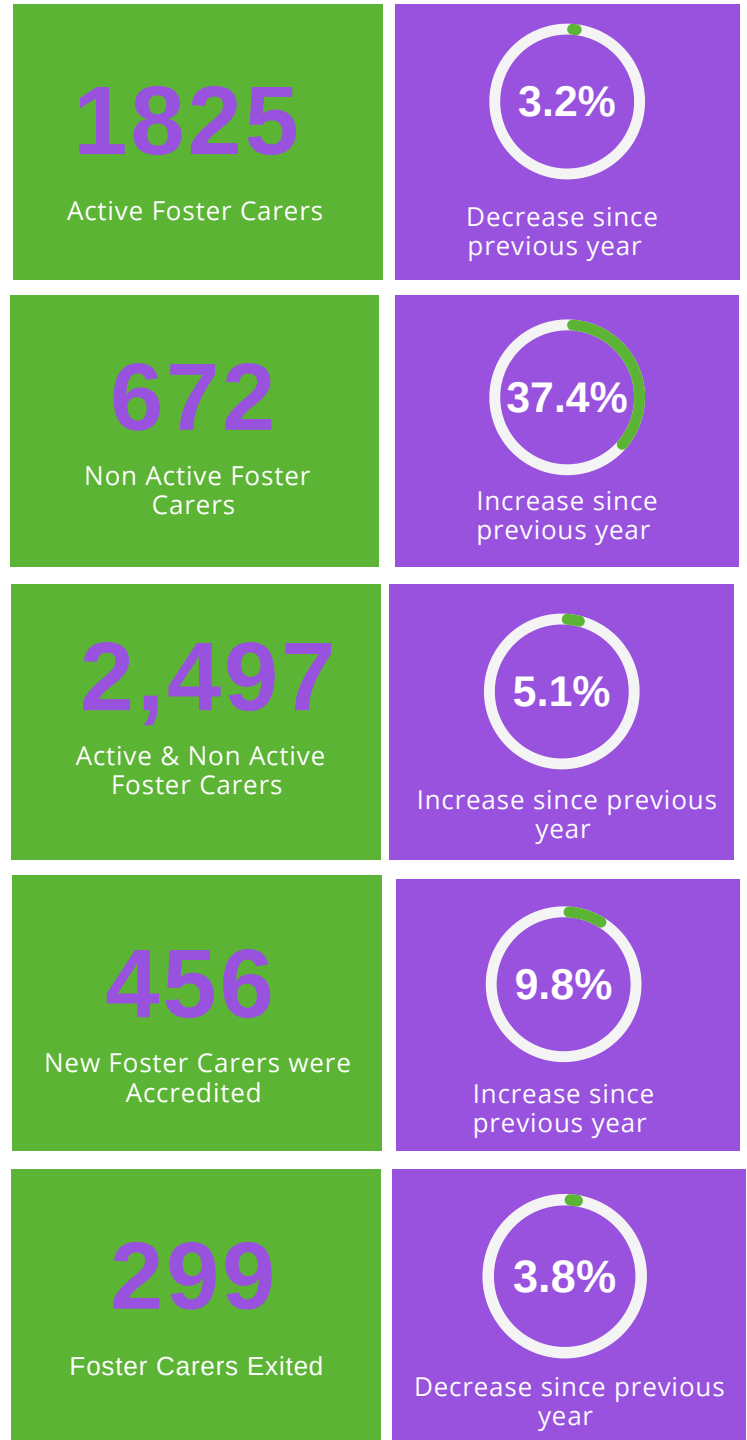
The 2020 totals indicated 456 newly accredited households and 299 exited carer households, thus a net gain of 157 carer households from Jan-Dec 2020.

It is concluded that although the number of carer households has gone up slightly, the increase in non active households is concerning and likely to be impacted due to the pandemic. This means a net loss in the amount of Foster Carers available to take placements which does not meet the demand and does not reflect the ever growing need for Foster Carers in Victoria (See page 5).

The report also indicates a drop in the number of Foster Carers in the accreditation process compared to the previous year from 418 to 325 (See page 4).

It is also noted that most new accreditations occurred in the latter part of the year from July to December and most of the household exits occurred in the January to July period.

Key Statistics



Carer Snapshot Definitions:

Active carer households - has a current placement or is available for a placement referral.

Non-Active carer households - on 'hold' or on a break.

In accreditation process – started the accreditation training.

As at March each year	Active	Non-Active	Active + Non Active	In Accreditation
2021	1,825	672	2,497	325
2020	1,885	489	2,374	418
2019	1,862	504	2,366	365
2018	1,808	510	2,318	357
2017	1,953	465	2,418	362
2016	1,858	485	2,343	303
2015	1,800	427	2,227	370
2014	1,702	428	2,130	281
2013	1,546	302	1,848	428
2012	1,541	366	1,907	281
2011	1,552	413	1,965	202

Table 1. Number of active, non-active and in accreditation carer households from 2011 - 2020.

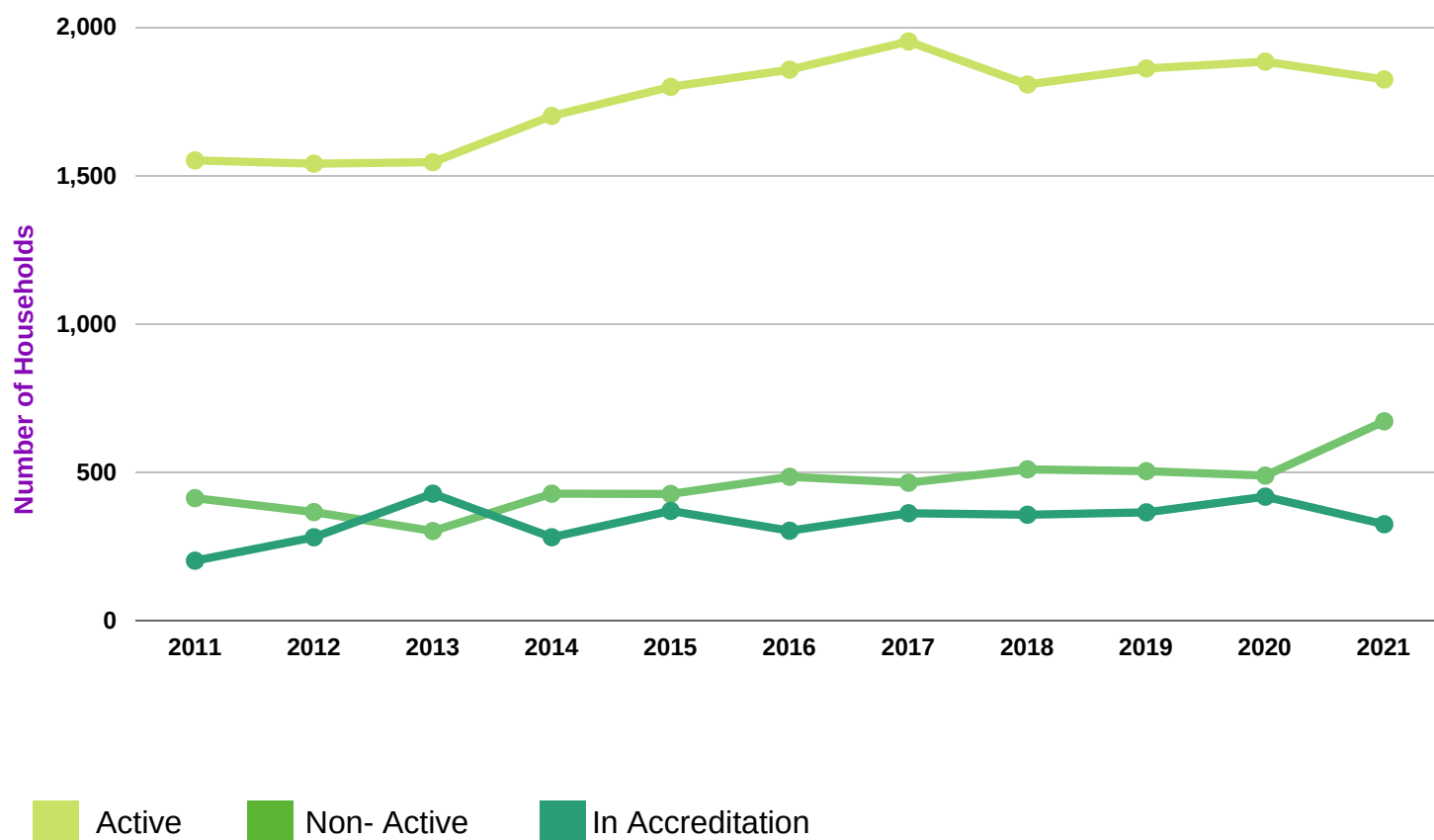


Chart 1 - This chart shows the yearly trends of active non active and in accreditation care households from 2011- 2020.





Active Carer Households by Community Service Organisations (CSO) in Each DFFH Division & Area

Community Service Organisations provide the data based on the CSO office that is linked to the carer household.
 Note: Active carer household placements may differ from previous years due to reallocation to different or new CSO localities.

NORTH - Active Carers

Hume Moreland	
Anglicare	
Total	24
Mallee	
Mallee Accommodation and Support Program	
Mallee District Aboriginal Services	
Mallee Family Care	
Total	44
Loddon	
Anglicare	
Mackillip Family Services	
Total	72
North Eastern Melbourne	
Anglicare	
Berry Street	
Mackillip Family Services	
Victorian Aboriginal Child Care Agency	
Total	170

Total North Division 310

SOUTH - Active Carers

Bayside Peninsular	
Key Assets	
Victorian Aboriginal Child Care Agency	
Total	101
Southern Melbourne	
Anglicare	
Berry Street	
Life Without Barriers	
Mackillip Family Services	
OzChild	
Uniting	
Key Assets	
Total	352
Outer Gippsland	
Uniting	
Gippsland and East Aboriginal Co-op	
Total	65
Inner Gippsland	
Anglicare	
Berry Street	
OzChild	
Quantum Support Services	
Victorian Aboriginal Childcare Agency	
Key Assets	
Total	115

Total South Division 633

EAST - Active Carers

Goulburn	
Berry Steet	
Rumbalara Aboriginal Co-Op	
Total	54
Inner Eastern Melbourne	
Anglicare	
Mackillip Family Services	
Total	82
Ovens Murray	
Upper Murray Family Care	
Total	62
Outer Eastern Melbourne	
Anchor Foster Care	
Anglicare	
Victorian Aboriginal Child Care Agency	
Total	140

Total EAST Division 338

West - Active Carers

Baron	
Baron Child, Youth & Family Services	
Mackillip Family Services	
Wathaurong Aboriginal Co-Operative	
Total	126
Brimbank Melton	
Life Without Barriers	
OzChild	
Total	80
Central Highlands	
Berry Street	
Child and Family Services	
Total	97
Western District	
Brophy Family and Youth Services	
Mackillip Family Services	
Uniting	
Total	118
Western Melbourne	
Anglicare	
Baptcare	
Mackillip Family Services	
Uniting	
Victorian Aboriginal Child Care Agency	
Total	123

Total West Division 544

Total Across All Divisions 1825

Active, Non-Active and In Accreditation Carer Households By DFFH Divisions & Areas



Carer Snapshot Definitions:

Active carer households - has a current placement or is available for a placement referral.

Non-Active carer households - on 'hold' or on a break.

In accreditation process - started the accreditation training.

	Area	Active	Non-Active	In Accreditation
DFFH Division	North	310	181	63
	South	633	150	91
	East	338	132	48
	West	544	209	123
	Total across all	1825	672	325

	Area	Active	Non-Active	In Accreditation
North	Mallee	44	15	14
	Loddon	72	21	10
	Hume Moreland	24	22	7
	North East Melbourne	170	123	32
	Total across all	310	181	63

	Area	Active	Non-Active	In Accreditation
East	Ovens Murrumbidgee	62	19	4
	Goulburn	54	3	5
	Outer Eastern Melbourne	140	67	18
	Inner Eastern Melbourne	82	43	21
	Total across all	338	132	48

	Area	Active	Non-Active	In Accreditation
South	Outer Gippsland	65	5	7
	Inner Gippsland	115	27	30
	Southern Melbourne	352	117	49
	Bayside Peninsula	101	1	5
	Total across all	633	150	91

	Area	Active	Non-Active	In Accreditation
West	Western District	118	29	20
	Barwon	124	58	30
	Central Highlands	97	56	21
	Western Melbourne	123	60	41
	Brimbank Melton	80	5	9
	Total across all	544	209	121

Total Newly Accredited and Exited Carer Households

In addition to our Carer Snapshot data we asked CSO's to provide the number of households they accredited and exited over the whole of 2020. This data indicates 456 newly accredited households and 299 exited households, hence a net gain of 157 carer households across the state.

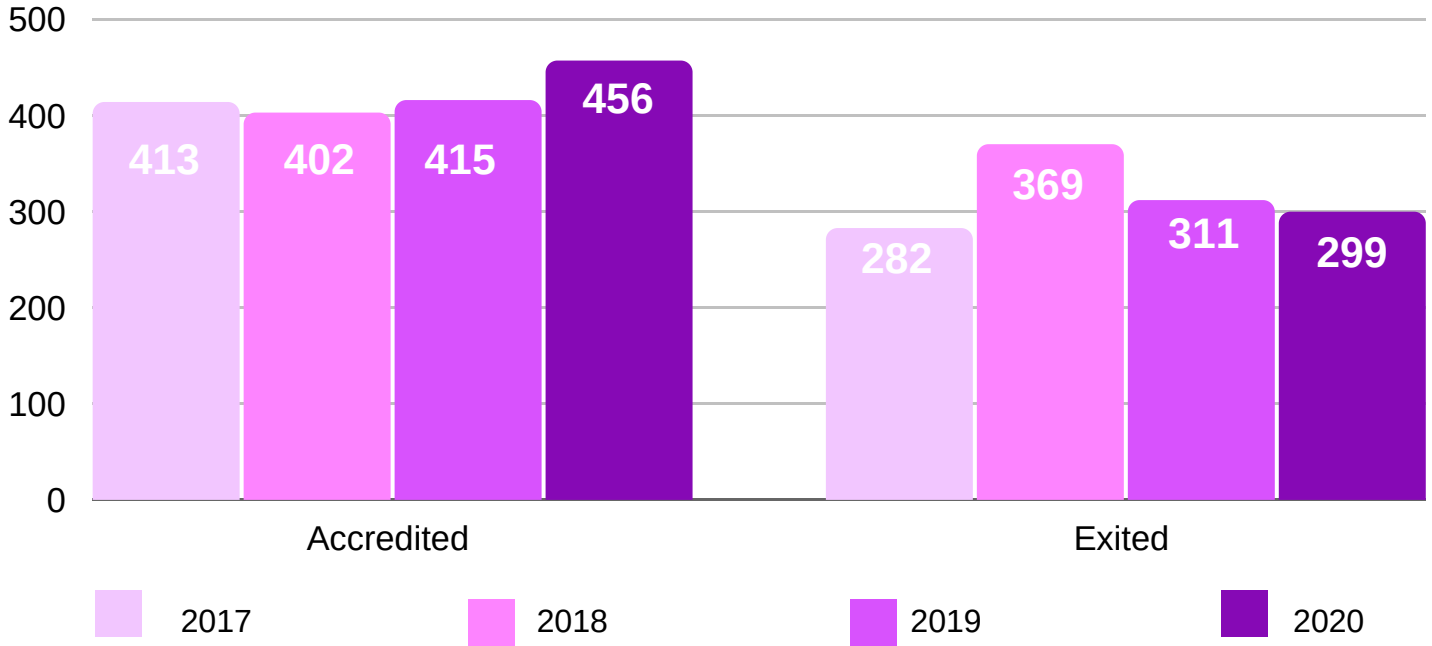


Chart 2 - 2017 - 2020 total newly accredited and exited foster carer households.

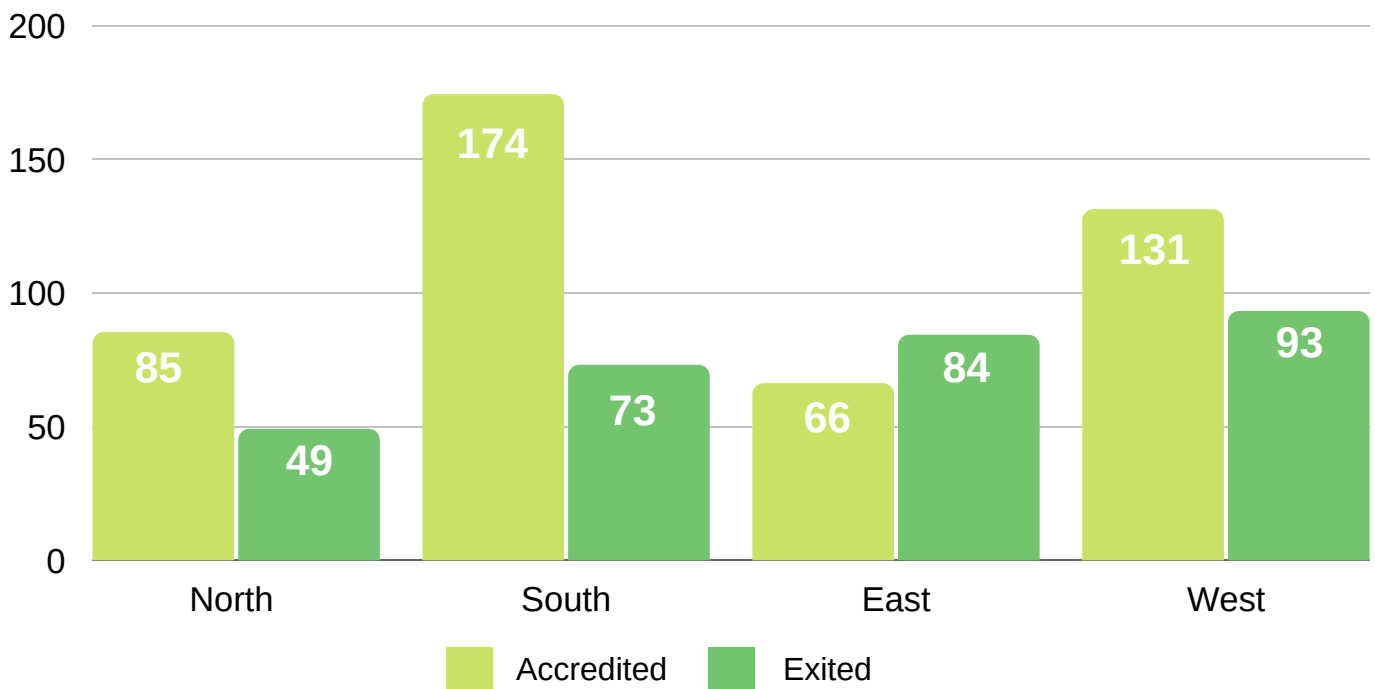


Chart 3 - 2020 newly accredited and exited carer households by DFFH division

