

2022 FOSTER CARER SNAPSHOT REPORT



Foster Care Association of Victoria

Trends from 2012- 2022

Introduction

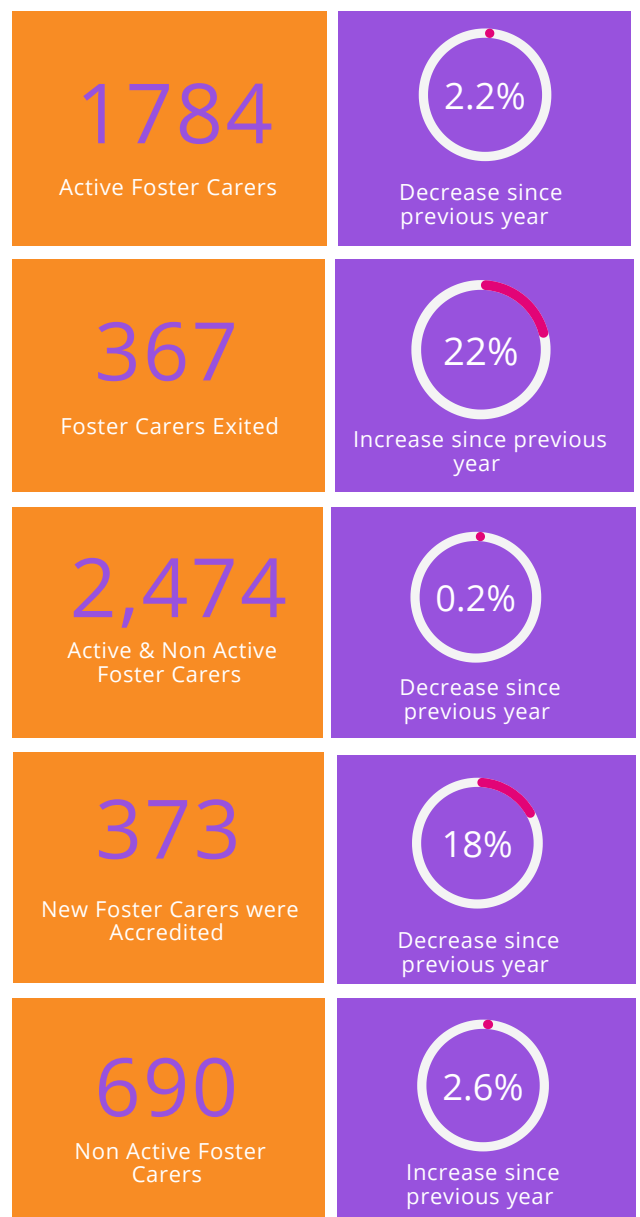
The Foster Care Association of Victoria conducts an annual review of the state of foster care in Victoria. Community Service Organisations (CSOs) including Aboriginal Community Controlled Organisations (ACCOs) provide the data based on the carer households affiliated with each of its offices. Typically, data is collected within a two-week timeframe in March.

Our March 2022 Carer Snapshot data shows a decrease of 41 active carer households since March 2021 (Table 1).

The 2022 totals indicated 373 newly accredited households and 367 exited carer households, thus a net gain of 6 carer households from Jan-Dec 2022 (See chart 2).

The last carer snapshot report noted the promising increase in carers going through the accreditation process in 2020-2021, this, however, has not resulted in an increase in active carers this year. Some agencies noted a clean-up of non-active households from their databases which may have impacted active and non-active household numbers in 2022.

The drop in the number of newly accredited foster carers and increase in the number of exited households is concerning and does not meet the current growing need for foster care in Victoria (See chart 2).



Carer Snapshot Definitions:

Active carer households - has a current placement or is available for a placement referral.

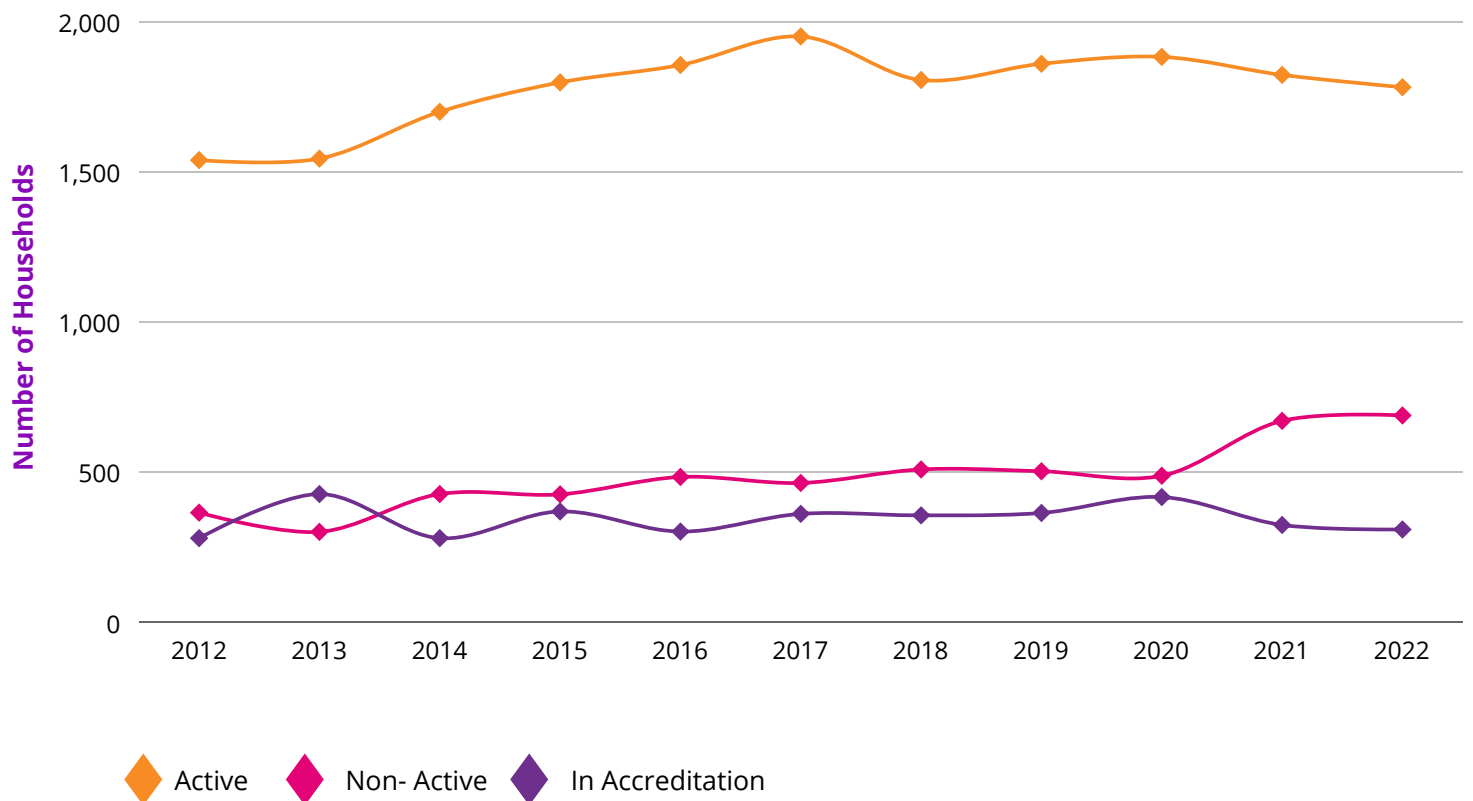
Non-Active carer households - on 'hold' or on a break.

In accreditation process - started the accreditation training.

Table 1. Number of active, non-active and in accreditation carer households from 2012 - 2022

| As at March each year | Active | Non-Active | Active + Non Active | In Accreditation |
|-----------------------|--------|------------|---------------------|------------------|
| 2022 | 1,784 | 690 | 2,474 | 309 |
| 2021 | 1,825 | 672 | 2,497 | 325 |
| 2020 | 1,885 | 489 | 2,374 | 418 |
| 2019 | 1,862 | 504 | 2,366 | 365 |
| 2018 | 1,808 | 510 | 2,318 | 357 |
| 2017 | 1,953 | 465 | 2,418 | 362 |
| 2016 | 1,858 | 485 | 2,343 | 303 |
| 2015 | 1,800 | 427 | 2,227 | 370 |
| 2014 | 1,702 | 428 | 2,130 | 281 |
| 2013 | 1,546 | 302 | 1,848 | 428 |
| 2012 | 1,541 | 366 | 1,907 | 281 |

Chart 1 - This chart shows the yearly trends of active non - active and in accreditation care households from 2011- 2020.





Active Carer Households by Community Service Organisations (CSO) in Each DFFH Division & Area

Community Service Organisations provide the data based on the CSO office that is linked to the carer household.

Note: Active carer household placements may differ from previous years due to reallocation to different or new CSO localities.

NORTH - Active Carers

| Hume Moreland | |
|----------------------|-----------|
| Anglicare | |
| Total | 62 |

| Mallee | |
|--|-----------|
| Mallee Accommodation and Support Program | |
| Mallee District Aboriginal Services | |
| Mallee Family Care | |
| Total | 35 |

| Loddon | |
|---------------------------|----------|
| Mackillop Family Services | |
| Total | 5 |

| North Eastern Melbourne | |
|--|------------|
| Anglicare | |
| Berry Street | |
| Mackillop Family Services | |
| Victorian Aboriginal Child Care Agency | |
| Total | 220 |

Total North Division 322

SOUTH - Active Carers

| Bayside Peninsular | |
|--|------------|
| Key Assets | |
| OzChild | |
| Victorian Aboriginal Child Care Agency | |
| Total | 158 |

| Southern Melbourne | |
|---------------------------|------------|
| Anglicare | |
| Berry Street | |
| Life Without Barriers | |
| Mackillop Family Services | |
| OzChild | |
| Uniting | |
| Total | 261 |

| Outer Gippsland | |
|-------------------------------------|-----------|
| Uniting | |
| Gippsland and East Aboriginal Co-op | |
| Total | 56 |

| Inner Gippsland | |
|---------------------------------------|------------|
| Anglicare | |
| Berry Street | |
| OzChild | |
| Quantum Support Services | |
| Victorian Aboriginal Childcare Agency | |
| Total | 124 |

Total South Division 599

EAST - Active Carers

| Goulburn | |
|----------------------------|-----------|
| Berry Steet | |
| Rumbalara Aboriginal Co-Op | |
| Total | 54 |

| Inner Eastern Melbourne | |
|--------------------------------|------------|
| Anglicare | |
| Mackillop Family Services | |
| Key Assets | |
| Total | 165 |

| Ovens Murray | |
|--------------------------|-----------|
| Upper Murray Family Care | |
| Total | 21 |

| Outer Eastern Melbourne | |
|--|-----------|
| Anchor Foster Care | |
| Anglicare | |
| Victorian Aboriginal Child Care Agency | |
| Total | 70 |

Total East Division 310

West - Active Carers

| Baron | |
|---------------------------------------|------------|
| Barwon Child, Youth & Family Services | |
| Mackillop Family Services | |
| Wathaurong Aboriginal Co-Operative | |
| Total | 118 |

| Brimbank Melton | |
|------------------------|-----------|
| Life Without Barriers | |
| OzChild | |
| Total | 92 |

| Central Highlands | |
|---------------------------|------------|
| Berry Street | |
| Child and Family Services | |
| Total | 109 |

| Western District | |
|----------------------------------|-----------|
| Brophy Family and Youth Services | |
| Mackillop Family Services | |
| Uniting | |
| Total | 93 |

| Western Melbourne | |
|--|------------|
| Anglicare | |
| Baptcare | |
| Mackillop Family Services | |
| Uniting | |
| Victorian Aboriginal Child Care Agency | |
| Total | 141 |

Total West Division 553

Total Across All Divisions 1784



Active, Non-Active and In Accreditation Carer Households By DFFH Divisions & Areas

Carer Snapshot Definitions:

Active carer households - has a current placement or is available for a placement referral.

Non-Active carer households - on 'hold' or on a break.

In accreditation process - started the accreditation training.

| | Area | Active | Non-Active | In Accreditation |
|----------------------|------------------|--------|------------|------------------|
| DFFH Division | North | 322 | 140 | 35 |
| | South | 599 | 180 | 92 |
| | East | 310 | 159 | 44 |
| | West | 552 | 211 | 138 |
| | Total across all | 1784 | 690 | 309 |

| | Area | Active | Non-Active | In Accreditation |
|--------------|----------------------|--------|------------|------------------|
| North | Mallee | 35 | 8 | 4 |
| | Loddon | 5 | 5 | 8 |
| | Hume Moreland | 62 | 21 | 3 |
| | North East Melbourne | 220 | 106 | 20 |
| | Total across all | 322 | 140 | 35 |

| | Area | Active | Non-Active | In Accreditation |
|-------------|-------------------------|--------|------------|------------------|
| East | Ovens Murrumbidgee | 21 | 57 | 3 |
| | Goulburn | 54 | 3 | 8 |
| | Outer Eastern Melbourne | 70 | 37 | 14 |
| | Inner Eastern Melbourne | 165 | 62 | 19 |
| | Total across all | 310 | 159 | 44 |

| | Area | Active | Non-Active | In Accreditation |
|--------------|--------------------|--------|------------|------------------|
| South | Outer Gippsland | 65 | 19 | 23 |
| | Inner Gippsland | 124 | 25 | 12 |
| | Southern Melbourne | 261 | 109 | 39 |
| | Bayside Peninsula | 158 | 27 | 18 |
| | Total across all | 599 | 180 | 92 |

| | Area | Active | Non-Active | In Accreditation |
|-------------|-------------------|--------|------------|------------------|
| West | Western District | 93 | 17 | 18 |
| | Barwon | 118 | 77 | 68 |
| | Central Highlands | 109 | 40 | 10 |
| | Western Melbourne | 141 | 63 | 35 |
| | Brimbank Melton | 92 | 14 | 7 |
| | Total across all | 553 | 211 | 138 |

Total Newly Accredited and Exited Carer Households

In addition to our Carer Snapshot data we asked CSO's to provide the number of households they accredited and exited over the whole of 2021. This data indicates 373 newly accredited households and 367 exited households, hence a net gain of 6 carer households across the state.

Chart 2 - 2018 - 2022 total newly accredited and exited foster carer households.

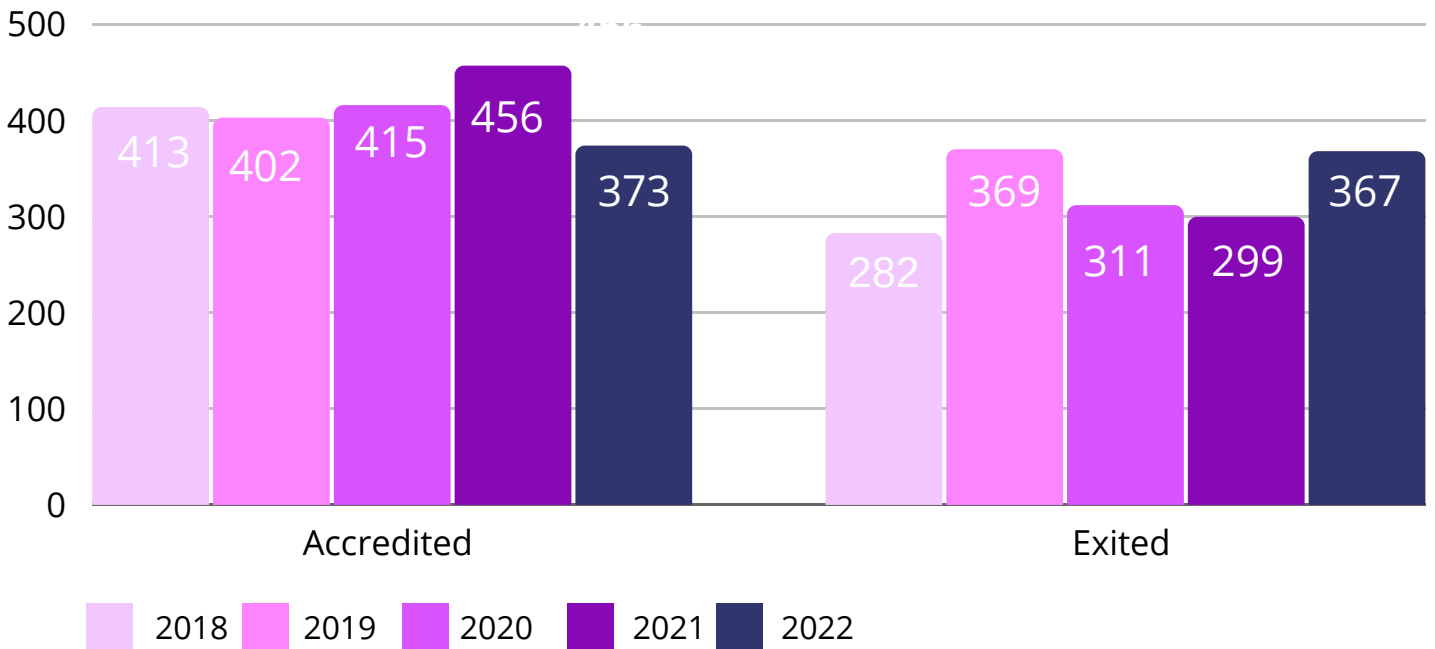


Chart 3 - 2022 newly accredited and exited carer households by DFFH division.

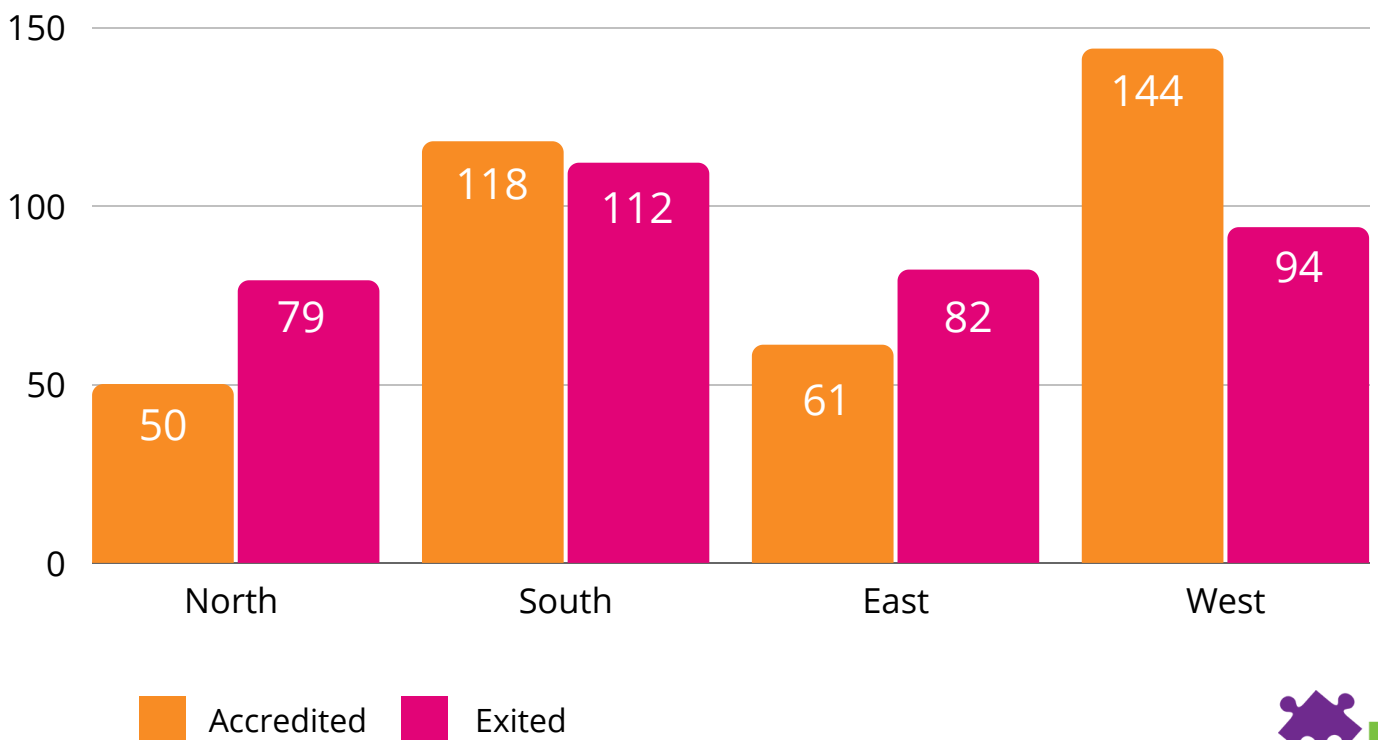


Chart 4. This chart shows this year's newly accredited household numbers against last years by area.

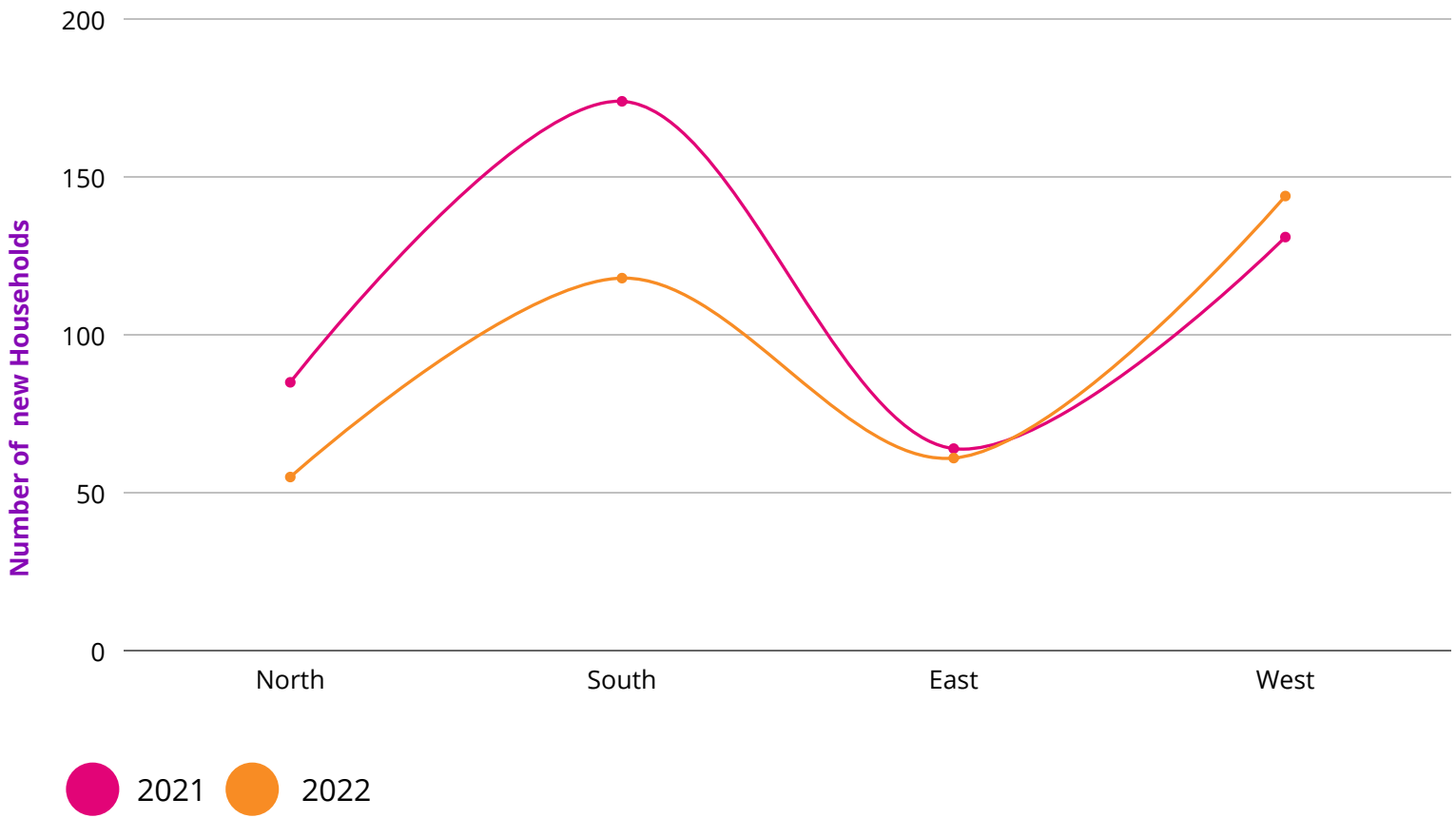


Chart 5. This chart compares the number of exited households in 2021 to 2022 via area.

